

OHA Data Solutions Program Overview

December 6, 2019

Rick Snyder, Oklahoma Hospital Association
Jamey Motter, Hospital Industry Data Institute
Steve Warchol, Hospital Industry Data Institute

OHA Data Solutions Program Overview

- OHA Data Solutions Introduction
- State Reporting Requirements for 2020
- HIDI Partnership and Voluntary Data Program Benefits
- HIDI Data Collection and Aggregation Services Overview
 - HIDINet Data Collection Tool Demo
- HIDI Business Intelligence Services Overview
 - HIDI Analytic Advantage[®] Reports and Dashboards Demo
- Questions

OHA Data Solutions Overview

OHA Data Solutions Program Overview

- Inpatient and Outpatient Data Collected
- Data submitted to the Oklahoma State Department of Health (OSDH)
 - Single data submission to OHA meets new and prior OSDH data mandate requirements
- Creates statewide database to support OHA advocacy efforts for OHA members
- Easy to use data submission and correction screen interface
- Interactive query to view and build current market share data reporting
- Access to drill-through views into hospital clinical data performance benchmarking; potentially readmissions
- Access to timely quarterly limited data set supports OHA member needs for in-house analytics and trending

2020 State Reporting Requirements

OSDH 2020 Reporting Requirements

	Current OSDH requirement	2020 OSDH requirement
Inpatient discharges	Annual	Quarterly
Outpatient surgery	Annual	Quarterly
Emergency Department	None	Monthly

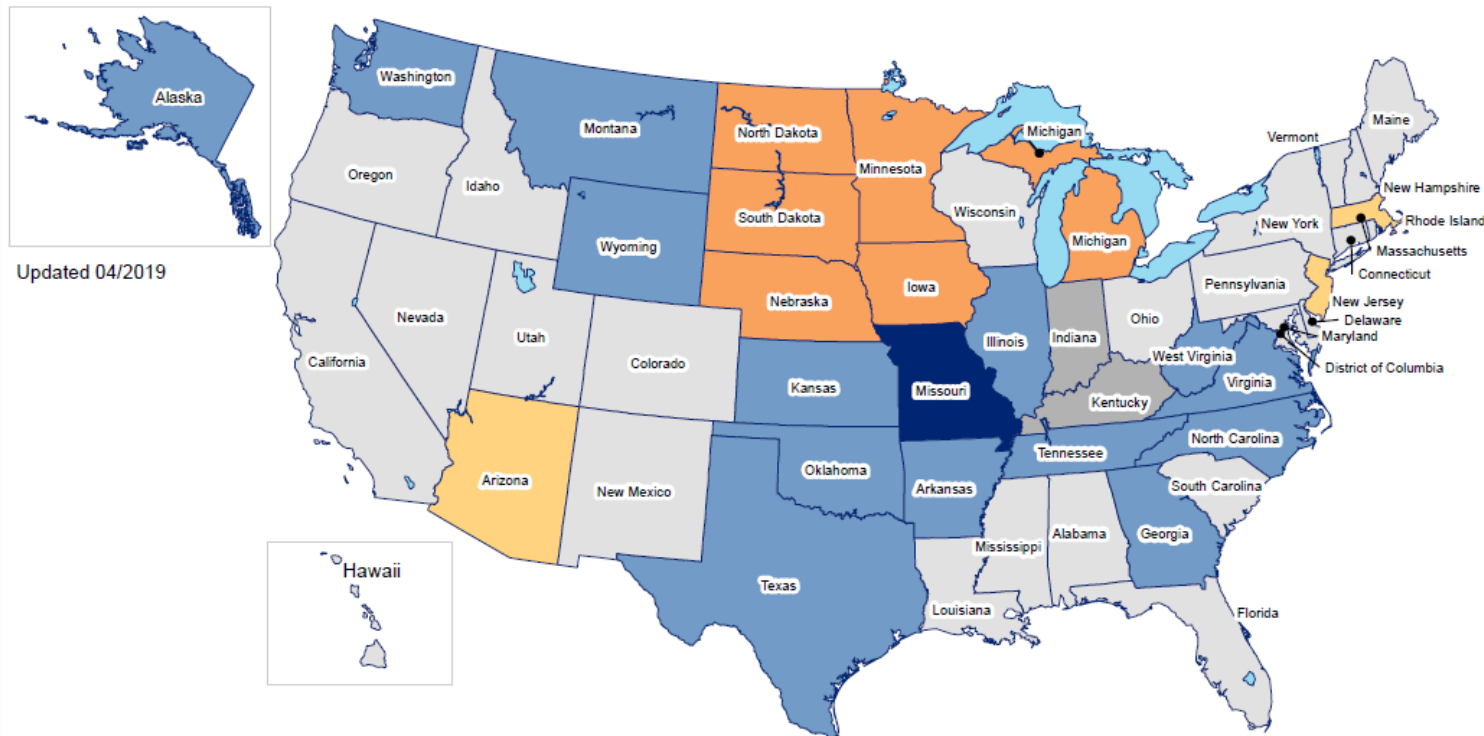
https://www.ok.gov/health/Data_and_Statistics/Center_For_Health_Statistics/Health_Care_Information/Hospital_Discharge_&_Outpatient_ASC_Surgery_Data/index.html

HIDI Partnership and Voluntary Data Program Benefits

HIDI Partnership Benefits

- Largest state hospital association trusted data partner
- Has diverse expertise in health services research, association policy and advocacy support, data stewardship, health IT, consulting, solution development and project management
- Is a national thought leader and published resource for sociodemographic risk adjustment, readmissions modeling, small-area population health measures and numerous other measurement and analytic topics utilizing hospital encounter data
- No cost infrastructure for data collection services
- Scaled Agile Framework Environment (SAFe)
- Specific services for SHAs
 - Non-resident data exchange, data enrichments

HIDI Service Penetration



Other Data Exchange Participants

- Indiana
- Kentucky

HIDI State Hospital Association Partners and Clients

- Alaska
- Arkansas
- Georgia
- Illinois (COMPdata)
- Kansas
- Montana (served by COMPdata)
- North Carolina
- Oklahoma
- State of Alaska
- Texas
- Tennessee
- Virginia
- West Virginia
- Washington
- Wyoming

Special Projects

- Arizona
- Massachusetts
- New Jersey

HIDI Non-Resident or MO Exchange Database Participants

- Georgia
- Illinois
- Iowa
- Kansas
- Michigan
- Minnesota
- Missouri
- Montana
- Nebraska
- North Carolina
- North Dakota
- South Dakota
- Tennessee
- Wyoming

Data Program ROI, Supports Association Policy & Advocacy Needs

Examples of empirical data use to support policy and advocacy positioning for:

- Medicaid expansion & reform
- Excess ED utilization consumption
- Opioid use disorder
- Impact of risk-adjustment for social determinants of health.
- Health disparities and inequities across geographies

OHA Data Program Benefits

- **Supports association advocacy** programs
- **Supports public policy** initiatives
- Delivers **actionable analytics** to hospital c-suite
 - Performance benchmarking
 - Population health risk metrics, gaps
- **“Knowledge to Transform”** — Provides data insights and resources to support payment and delivery system reforms
- **Drives adaptive health learning** to improve care
- Data **supports mandated reporting** to state
- Data stewardship decisions owned by participating hospitals
- User friendly access to data through online reporting platform

HIDI Data Collection and Aggregation Services Overview

HIDI Data Collection

The Hospital Discharge Data Collection Leader

- Data collection and aggregation
 - Discharge data – Inpatient and Outpatient
 - Access to patients treated in other states through HIDI-hosted voluntary non-resident database participation or other negotiated exchanges
 - Census data, other reference data sources
- Customer-designed program to meet state-specific requirements, timelines, audits/edits, error thresholds, communications, etc.
- HIDINet Platform:
 - Customized branding for OHA
 - Secure web site access
 - No infrastructure overhead costs or capital investments
 - Easy to use and navigate
 - Data encryption in motion and at rest
 - Monthly processing optional

HIDI Data Collection

Easy to Use Member Platform

- HIDINet Platform:
 - Pre-screening of discharge data is available and uploaded data are immediately accepted or rejected
 - Customizable record edits at two levels: warning and fatal
 - Hospitals can download error and verification reports
 - Option for hospitals to view full record displays and make individual patient record corrections online
 - Corrections processed twice per day according to agreed upon schedule

HIDINet Data Collection Platform Demo

HIDI Analytic Advantage[®] Reports and Dashboards

Comprehensive Business Intelligence Reporting Guiding Hospital Leaders In Making Informed Decisions

HIDI's Analytic Advantage® Business Intelligence Platform enables users to:

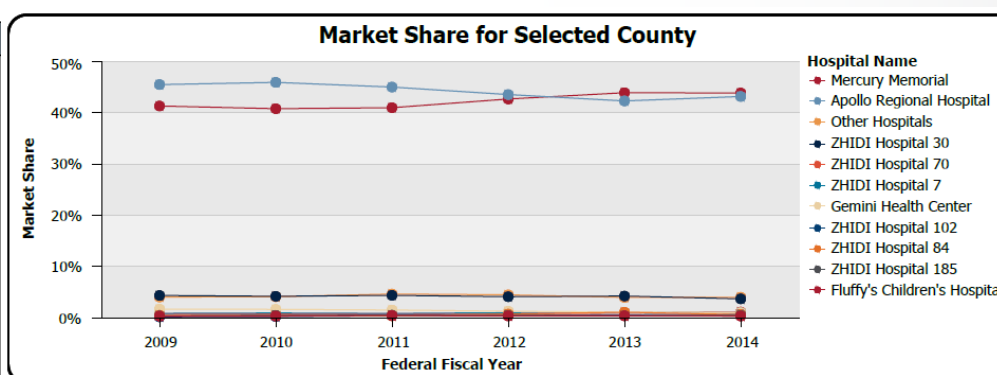
- See hospital performance against others on key financial and quality metrics
- Make strategic market share decisions based on the most current data available and identify trends over multiple years
- Anticipate the associated financial impact of complex policy changes with current data
- Identify service opportunities throughout the market
- Understand physicians' loyalty and performance



- Secure Web-based business intelligence platform making data assets actionable for more than 4,000 hospital users across the U.S.
- View, download and interact with data to assist with the decision-making process in improving hospital operations
- Analytic Advantage® business intelligence reports and dashboards
 - Secure single user portal access to all reporting
 - Unlimited member end user quota allowance
 - C-suite dashboards
 - Interactive/dynamic reporting
 - Drill-through reporting record access (HIPAA compliant)
 - User-defined custom filter build option
 - Exporting as .xlsx and .pdf and saving reports

Strategic Planning and Market Share Reports

Hospital		2014 Total Patient Count	
Apollo Regional Hospital		34,659	
Rank	County	Patient Count 2014	Market Share 2014
1	Piston, MISSOURI	16,014	44.0%
2	Fuselage, MISSOURI	4,261	49.3%
3	County 112, MISSOURI	2,109	47.3%
4	County 106, MISSOURI	1,401	20.9%
5	County 55, MISSOURI	1,395	31.9%
6	County 104, MISSOURI	1,149	30.7%
7	County 5, MISSOURI	1,105	25.7%
8	County 114, MISSOURI	911	32.9%
9	Turbine, MISSOURI	649	18.7%
10	County 34, MISSOURI	600	47.7%



	2009	2010	2011	2012	2013	2014	
Hospital	Market Share	Market Share	Market Share	Market Share	Market Share	Market Share	Patient Count
Mercury Memorial	41%	41%	41%	43%	44%	44%	21,254
Apollo Regional Hospital	45%	46%	45%	44%	42%	43%	20,924
Other Hospitals	4%	4%	5%	4%	4%	4%	1,949

Physician Utilization Reports

- Attending physician data is captured within the administrative data.
- Hospitals can identify trends and admission patterns of physician loyalty.

Attending Physician	Hospital	Patient Count	Avg LOS	Case Share %
COLLINS, MICHAEL	Humanity Healthcare Center	153	2.86	54.64%
	Metropolitan Medical Center	52	2.52	18.57%
COLLINS, MICHAEL	- Total	205	2.77	
REID, ELLIOT	Flux Capacitor Medical Center	53	3.68	18.93%
	Regional Access Health System	22	5.59	7.86%
REID, ELLIOT	- Total	75	4.24	
Overall - Total		280	3.16	

Attending Physician

Keywords:
Type one or more keywords separated by spaces.

[Options](#)

Results:

Select all Deselect all

Insert

Remove

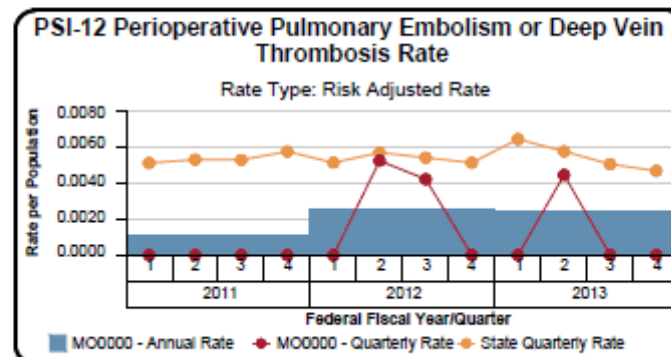
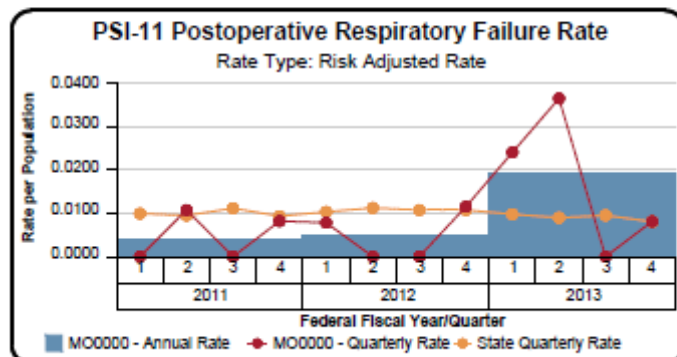
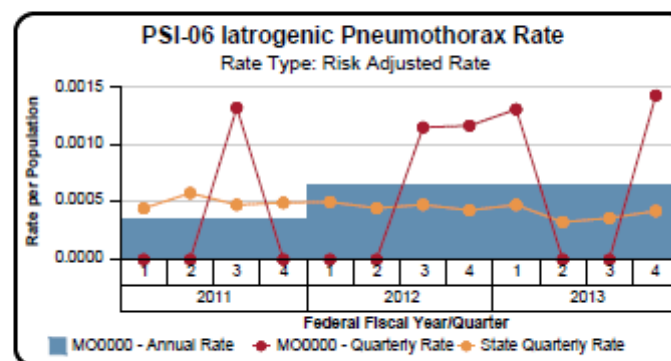
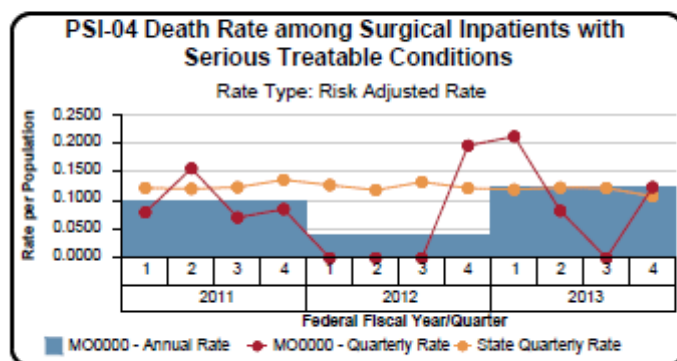
Selection(s)
REID, ELLIOT - 1083645402
COLLINS, MICHAEL - 1669415402

Select all Deselect all

Quality Outcomes Executive Dashboard




Executive Quality Outcomes Dashboard* PSIs & IQIs



AHRQ Provider Performance Reports

AHRQ Provider-Level Measures*

Module: IQI AHRQ WinQI Version: 4.5
Select Period: FFY 2013 Period: Q1 - Q4



Indicator Number	Indicator Description	Numerator	Denominator	Observed Rate	Risk-Adjusted Rate
5	Coronary Artery Bypass Graft (CABG) Volume	43			
6	Percutaneous Coronary Intervention (PCI) Volume	118			
7	Carotid				
12	Coron				0.0000
14	Hip Re				0.0000
15	Acute				0.1196
16	Heart				0.0472
17	Acute				0.1009
18	Gastr				0.0546
19	Hip Fr				0.0000

Select Federal Fiscal Year:

Select Period:

Select Hospital:

Select AHRQ WinQI Version:

Select AHRQ WinQI Module:

© 2014, Hospital Industry

HIDI Analytic Advantage® Demo

Questions?

Contact Information

Jamey Motter

Vice President of Client Services and Delivery, HIDI
919-612-6876

jmotter@mhanet.com

Steve Warchol

Senior Director of Client Outreach, HIDI
573-893-3700, ext. 1383

swarchol@mhanet.com

Rick Snyder

Vice President, Finance & Information Services, OHA
405-427-9537

rsnyder@okoha.com

www.okoha.com/OHAdatSolutions